



# **SIARAN MEDIA**

## *MEDIA RELEASE*

### **PERANGKAAAN PERDAGANGAN BARANGAN**

### **ANTARABANGSA**

*INTERNATIONAL MERCHANDISE TRADE STATISTICS (IMTS)*

**OKTOBER 2019**

*OCTOBER 2019*



**SIARAN MEDIA**  
**JABATAN PERANCANGAN EKONOMI DAN STATISTIK**  
**KEMENTERIAN KEWANGAN DAN EKONOMI**

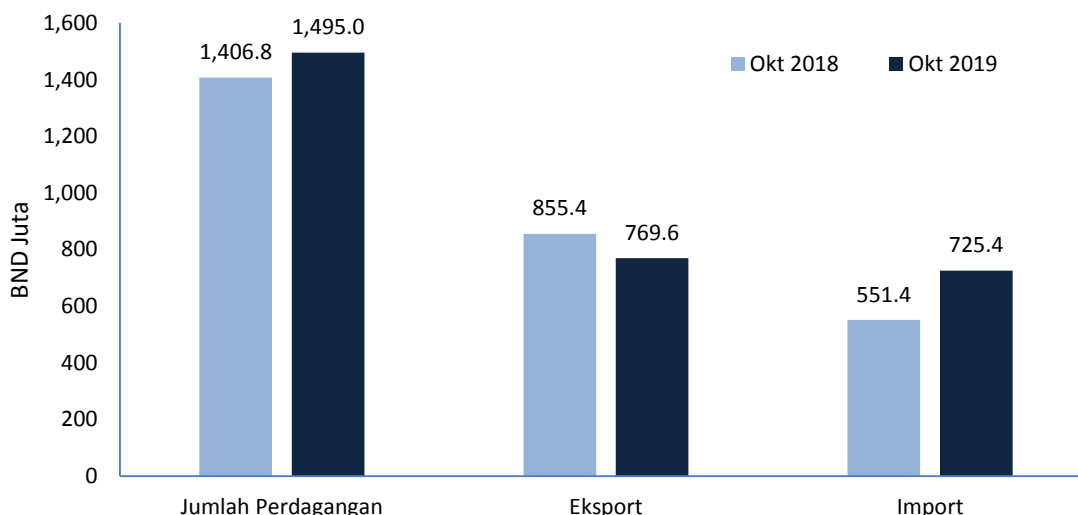
**PERANGKAAAN PERDAGANGAN BARANGAN ANTARABANGSA**  
**OKTOBER 2019**

---

**TAJUK UTAMA: JUMLAH PERDAGANGAN MENCATATKAN BND1,495.0 JUTA**  
**PADA BULAN OKTOBER 2019**

1. Jumlah perdagangan Negara Brunei Darussalam pada bulan Oktober 2019 meningkat 6.3 peratus kepada BND1,495.0 juta berbanding bulan Oktober 2018.

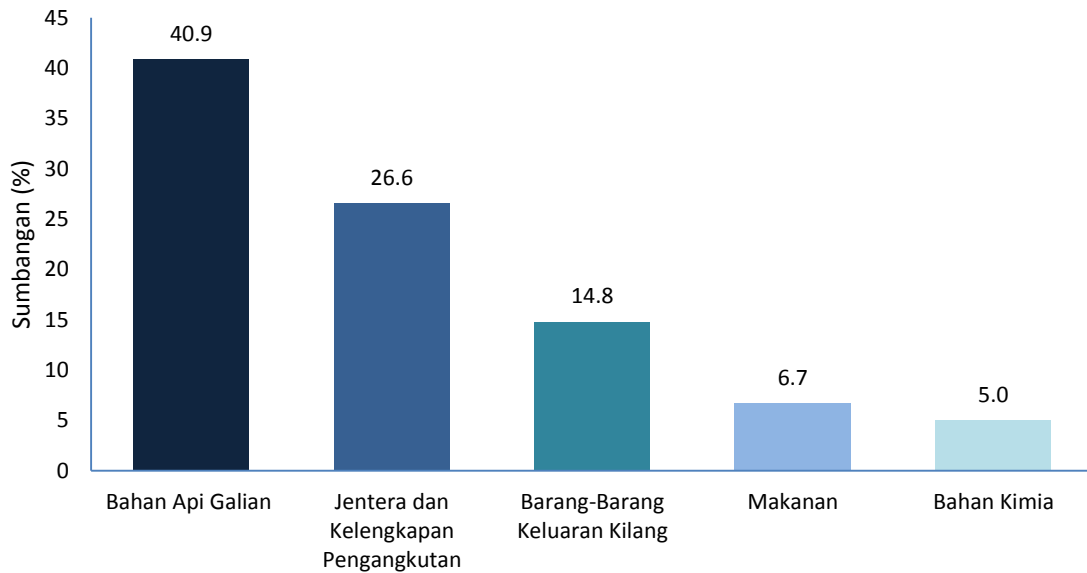
**Prestasi Perdagangan Bagi Negara Brunei Darussalam**



2. Jumlah eksport menurun sebanyak 10.0 peratus tahun-ke-tahun kepada BND769.6 juta berbanding BND855.4 juta pada Oktober 2018. Ini disebabkan penurunan eksport Gas Cecair Asli (LNG) sebanyak 26.7 peratus berikutan penurunan purata harga Gas Cecair Asli daripada USD11.51 setong sehari (Oktober 2018) kepada USD8.52 setong sehari pada Oktober 2019. Manakala, eksport Minyak Mentah mencatatkan peningkatan sebanyak 13.5 peratus disebabkan peningkatan jumlah isipadu sebanyak 47.2 peratus, daripada 96.16 kbbl sehari (Oktober 2018) kepada 141.58 kbbl sehari pada Oktober 2019.

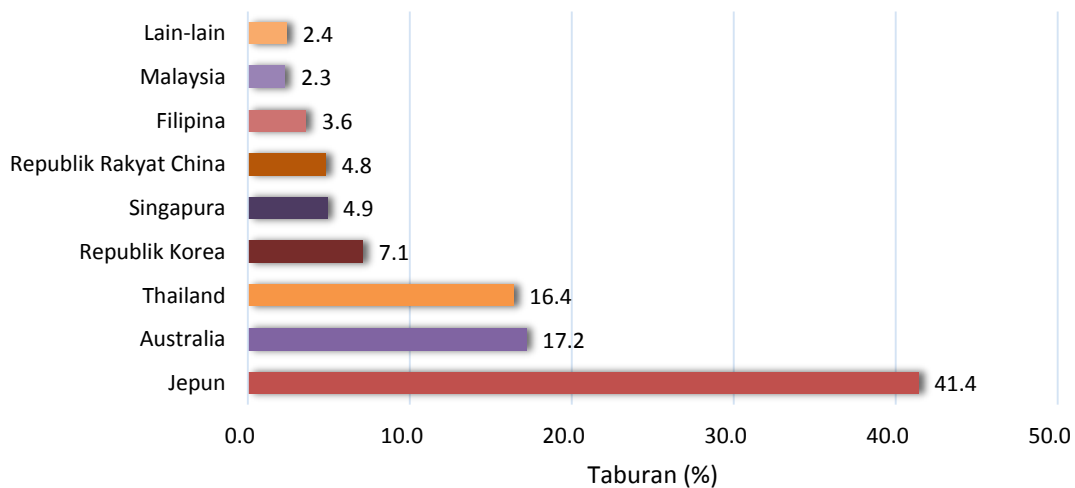
- Jumlah import meningkat sebanyak 31.6 peratus tahun-ke-tahun kepada BND725.4 juta. Lima komoditi import utama pada bulan ini adalah Bahan Api Galian (40.9 peratus) diikuti oleh Jentera dan Kelengkapan Pengangkutan (26.6 peratus), Barang-Barang Keluaran Kilang (14.8 peratus), Makanan (6.7 peratus), dan Bahan Kimia (5.0 peratus).

### Lima Komoditi Import Utama

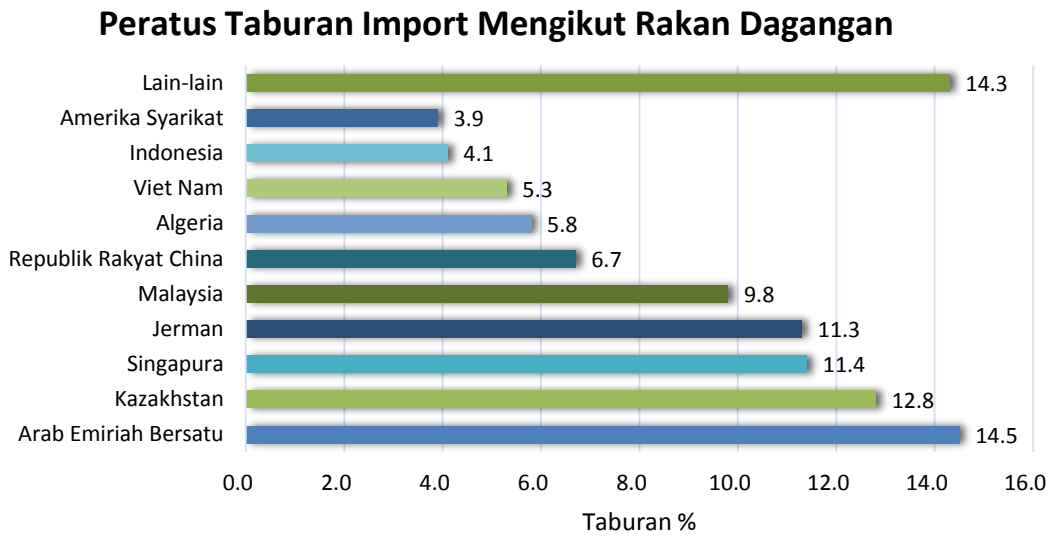


- Mengikut Kategori Penggunaan Akhir, import Barang Perantaraan merangkumi 57.7 peratus dari jumlah import diikuti oleh import Barang Modal (37.2 peratus) dan Barang Penggunaan (5.1 peratus).
- Pasaran eksport terbesar bagi Negara Brunei Darussalam pada bulan Oktober 2019 adalah Jepun (41.4 peratus) diikuti oleh Australia (17.2 peratus) dan Thailand (16.4 peratus).

### Peratus Taburan Eksport Mengikut Rakan Dagangan



6. Dari segi import mengikut rakan dagangan, sumbangan terbesar adalah dari Emiriah Arab Bersatu (14.5 peratus) diikuti oleh Kazakhstan (12.8 peratus) dan Singapura (11.4 peratus).



7. Perangkaan Perdagangan Barangan Antarabangsa (*International Merchandise Trade Statistics, IMTS*) bagi Negara Brunei Darussalam menggunakan "General System" bagi merekodkan perangkaan perdagangan yang meliputi import, eksport domestik dan eksport semula. Laporan penuh IMTS bagi bulan Oktober 2019 boleh didapati melalui laman sesawang JPES di [www.depd.gov.bn](http://www.depd.gov.bn).



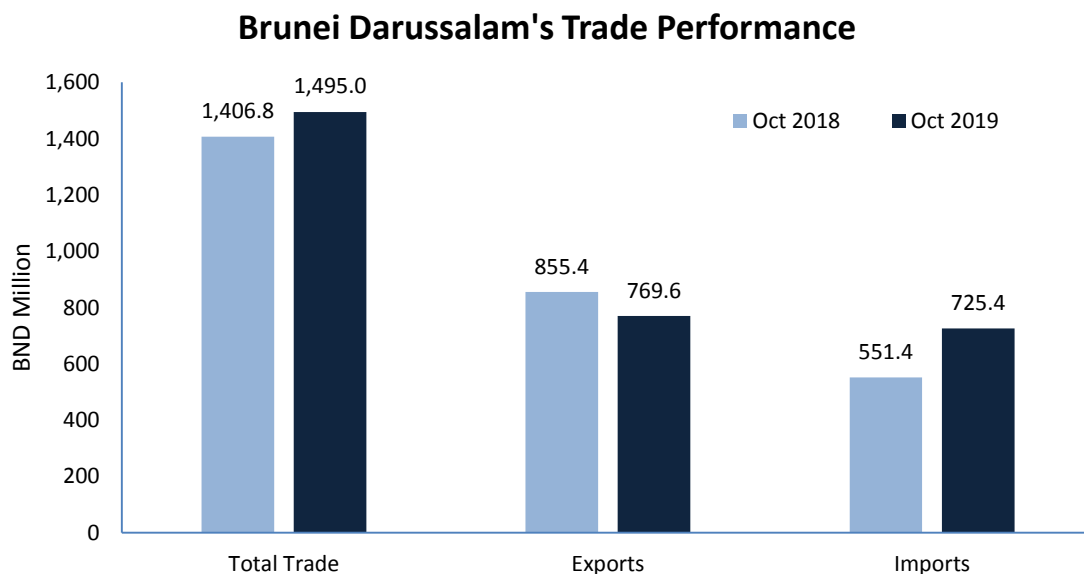
**MEDIA RELEASE**  
**DEPARTMENT OF ECONOMIC PLANNING AND STATISTICS**  
**MINISTRY OF FINANCE AND ECONOMY**

**INTERNATIONAL MERCHANDISE TRADE STATISTICS (IMTS)**  
**OCTOBER 2019**

---

**HEADLINE: TOTAL TRADE RECORDED BND1, 495.0 MILLION IN OCTOBER 2019**

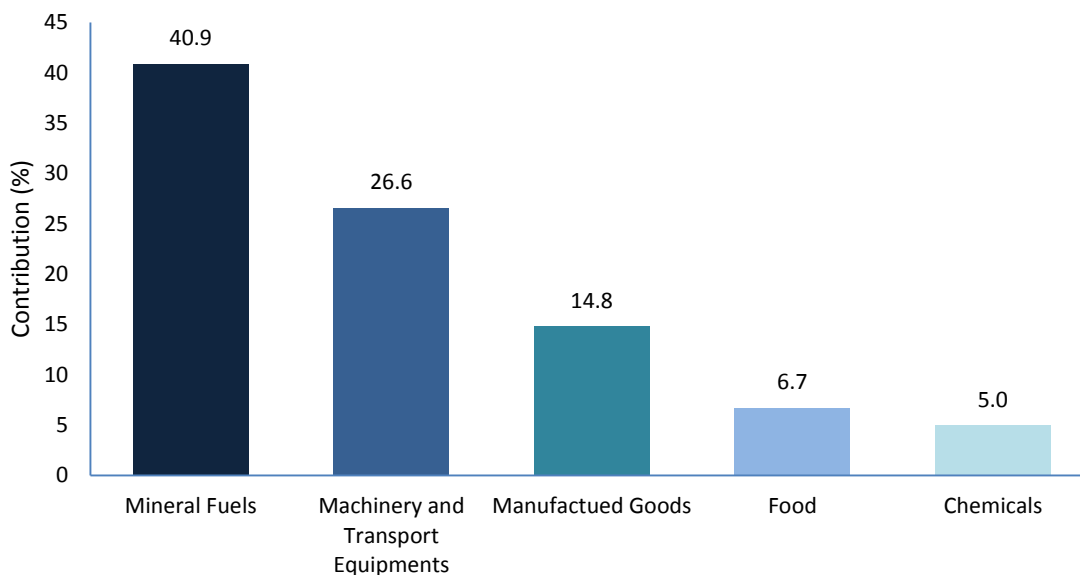
1. *Brunei Darussalam's total trade in October 2019 increased by 6.3 per cent to BND1, 495.0 million compared to October 2018.*



2. *Total exports decreased by 10.0 per cent year-on-year to BND769.6million in October 2019, compared to BND855.4million in October 2018. This was due to the decline in exports of Liquefied Natural Gas (LNG) by 26.7 per cent following the average decline in LNG prices from USD11.38per barrel per day (October 2018) to USD8.52per barrel per day in October 2019. Meanwhile, the exports of Crude Oil posted an increase by 13.5 per cent due to increase in exports volume of Crude Oil by 47.2 per cent, from 96.16 kbbl per day (October 2018) to 141.58 kbbl per day in October 2019.*

3. Total imports increased by 31.6 per cent year-on-year to BND725.4 million. The five main import commodities were Mineral Fuels (40.9 per cent), followed by Machinery and Transport Equipment (26.6 per cent), Manufactured Goods (14.8 per cent), and Food (6.7 per cent), Chemicals (5.0 per cent).

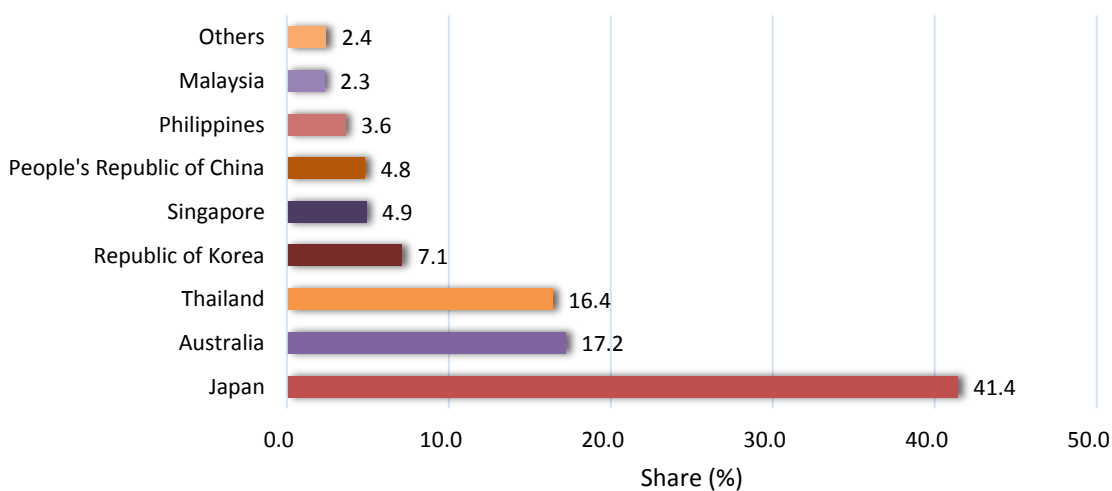
### Five Main Import Commodities



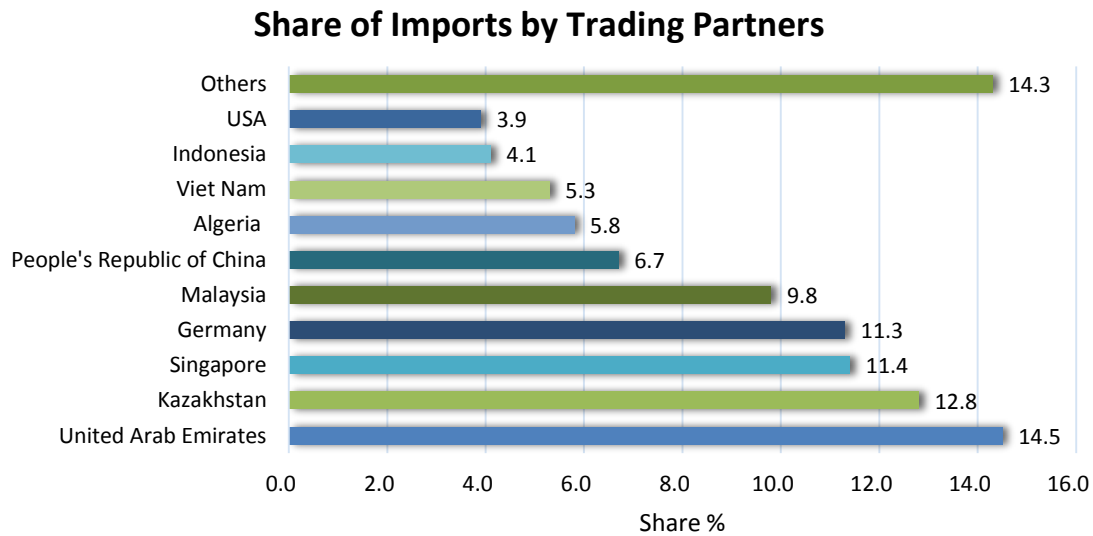
4. By End Use category, imports of Intermediate Goods comprised of 57.7 per cent of the total imports followed by Capital Goods (37.2 per cent) and Consumption Goods (5.1 per cent).

5. The main export market for Brunei Darussalam in October 2019 was Japan (41.4 per cent) followed by Australia (17.2 per cent) and Thailand (16.4 per cent).

### Share of Exports by Trading Partners



6. For imports by trading partners, the highest share was from United Arab Emirates (14.5 per cent), followed by Kazakhstan (12.8 per cent) and Singapore (11.4 per cent).



7. The International Merchandise Trade Statistics (IMTS) for Brunei Darussalam adopts the General System for recording trade statistics, which covers imports, domestic exports, and re-exports. The IMTS full report for October 2019 is available from DEPS's website at [www.depd.gov.bn](http://www.depd.gov.bn).